



Piet Mondrain
SUPER STRIPEY

Nisha Bagla
Diploma in basic Drapping & Pattern Making
ESEDS School of Design



PIET MONDRAIN

Pieter Cornelis Mondriaan, after 1906 known as Piet Mondrian, was a dutch painter and art theoretician who is regarded as one of the greatest artists of the 20th century and was known for his abstract paintings.

SUPER STRIPEY

Taking inspiration and concept from the artist Piet mondrian the theme super stripey is derived. The characteristic feature used by piet mondrian is the simplest combinations of straight lines, right angles, primary colours, black, white, and gray. The resulting works possess an extreme formal purity which at the same time is harmonious. Simple Lines and shapes composed of rectangles and Squares with the use of primary colours on a white background are the key element of this art form.

KEYWORDS


Balanced *Clean* Structured *Finished* Limited 3D
Precise *Minimal* Complete



TECHNIQUE


Pleating *Gathering* Structural *Cowl* Overlapping
Patching Panelling *Layering*

MATERIAL

Cotton Stripes Checks Solids
Leftover fabrics used for highlights for a more sustainable approach.









COLOR PALLETE

Bold, eccentric, vibrant primary colours dominate the colour pallete by adding movement to the entire collection and **uplifts** the mood. The combination of primary colours with black and white is eye catching. It subtle's the entire colour palette by creating **balance**. These colors are used in **geometric** forms in the most simplistic manner. They are **symbolic** in determining the artist work and style in one look.

Pantone 165-1-7-U

Pantone White

Pantone Red 32 U

Pantone Yellow 012 U

Pantone Blue 2935 U



Panel Patch

box pleat



Paneling

pleat or panell



Paneling

Godet Skirt



→ Patched + Draped



Solid Patch

Striped Skirt

Godet / Gathered / Mini Skirt



→ Cowl

→ cowl of another fabric

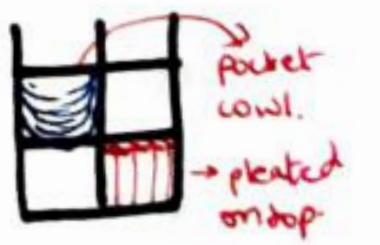


Panelled Dress




big check fabric.

→ Do cowl from small fabric / Can be waste fabric reuse.



* use various techniques for patching on base then drape / pattern.

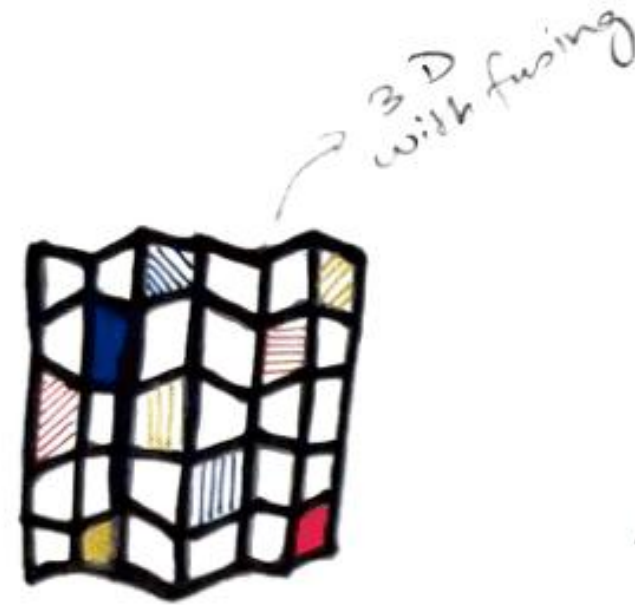
Layering.



Sustainable patch work → Can be done from different waste fabric

Creating → pleating / gathering / pinback style - on fabric. all different variation

→ attaching the 2" by 2" squares



- fabric to be used:
- ★ Solids
 - ★ checks
 - ★ Stripes
 - ★ Red (yellow / blue / colour)

2" square. Back → y" + 3" horizontal vertical

→ added fusing.

way of recycling. any quality fabric can be used.

2" by 2" pockets for the end part of dress.




layering not diagonal straight better. (Same detailing in sleeves.)



different fabric colour story at end like pills fall



s/w & variation can be done at back.



dress finishing / adding fringes / layered.



→ Ribbon finishing to the dress.

